



1770NT John Deere™ “Port Manifold System” to Flow Divider Conversion Kit - 12 & 16 Row

116098 (16 Row) and 116099 (12 Row)



WARNING: USE OF THIS PRODUCT FOR ANY PURPOSES OTHER THAN ITS ORIGINAL INTENT, ABUSE OF THE PRODUCT, AND/OR MODIFICATION TO THE ORIGINAL PRODUCT IS STRICTLY PROHIBITED BY CDS-JOHN BLUE COMPANY. CDS-JOHN BLUE COMPANY RESERVES THE RIGHT TO DENY WARRANTY OR LIABILITY CLAIMS IN ANY/ALL SITUATIONS INVOLVING MISUSE, ABUSE OR MODIFICATION.

FAILURE TO FOLLOW THIS NOTICE MAY RESULT IN SERIOUS INJURY AND/OR PROPERTY DAMAGE AND WILL VOID THE PRODUCT WARRANTY. IF IN DOUBT ABOUT YOUR APPLICATION, CONTACT YOUR STOCKING DEALER OR THE CDS-JOHN BLUE TECHNICAL STAFF AT 1-800-253-2583.

Installation:

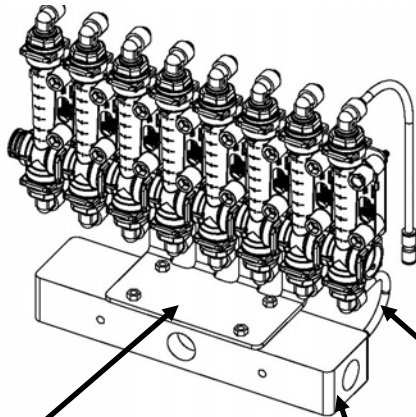
Kit Contents:	12 row	16 row
Flow Divider	12 port	20 port
Pipe Nipple	3/4" npt	1" npt
3/4"npt to 1"npt bushing	1 pc	-----
5/16 o.d. Tubing	12 pcs	32 pcs
Tube Adapters (1/4" npt)	36 pcs	48 pcs
Tube Unions	12 pcs	32 pcs
1psi Check Valve	12 pcs	16 pcs

1. Remove system manifolds and brackets, remove hoses from pump to manifolds, and the fitting from outlet (top) of pump. However, keep the 5/16" o.d. lines that exit the manifolds and lead to each row on machine. (see picture at right)
2. Install 5/16" o.d. x 1/4" npt push-connect fittings into flow divider (also install 4 plugs for 16 row unit).
3. Install pipe nipple into pump outlet (use reducer adapter on 12 row unit), and install flow divider onto nipple.
4. Install 5/16" tubing into flow divider fittings and route 1/2 of the lines to each half of the planter. Use the included 5/16" push-connect unions to connect lines together, and to the original row line tubing. Cut lines to length as necessary.
5. Install 5/16" o.d. x 1/4" npt push-connect fittings in each end of the new CDS-JB CV-1101 check valves.
6. At each row (see picture at right), remove the check valve, orifice, and union connector and install the new check valves between these line ends.
7. Restrain all lines as needed with supplied wire ties.



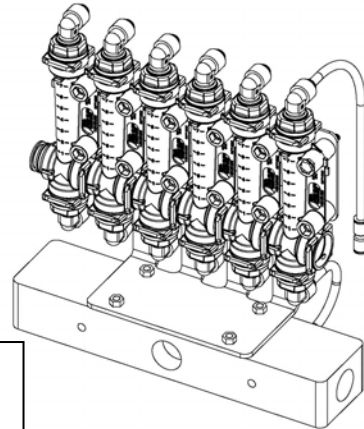
Note: Visagages may be installed at the same time as this kit by using one of the following kits:

**#116107 16 Row Visagage Kit
(one side shown)**



Install bracket onto Deere bar mount bracket – shorter hardware may be necessary

**#116108 (12 Row) Visagage Kit
(one side shown)**



Will not need this hose - discard

May discard plastic manifold (or use as spacer)

LIMITED WARRANTY

THIS WARRANTY IS IN LIEU OF ALL OTHER WRITTEN OR EXPRESS WARRANTIES AND REPRESENTATIONS. ANY IMPLIED WARRANTIES INCLUDING MERCHANTABILITY OR FITNESS FOR ANY PARTICULAR PURPOSE ARE EXPRESSLY LIMITED TO THIS WRITTEN WARRANTY. CDS-JOHN BLUE COMPANY SHALL NOT BE LIABLE FOR CONSEQUENTIAL DAMAGES.

Use of this product for any purpose other than its original intent, abuse of the product, and/or any modification to the original product is strictly prohibited by the manufacturer, CDS-John Blue Company. Any modification to the product should be approved by CDS-John Blue Company prior to use. CDS-John Blue Company will deny Warranty claims and liability in any situation involving misuse, abuse or modification.

Each new machine or component manufactured by CDS-John Blue Company through original buyer is warranted by CDS-John Blue Company to buyer and to any party or parties to whom buyer may resell, lease or lend the equipment to be free from defects in material and workmanship under normal use and service. This obligation of CDS-John Blue Company under this warranty is limited to the repair or replacement of defective parts or correction of improper workmanship of any parts of such equipment which shall within one year from the date of CDS-John Blue's original delivery thereof, be returned to CDS-John Blue's factory, transportation charges prepaid and which CDS-John Blue Company shall determine to its satisfaction upon examination thereof to have been thus defective. When it is impractical to return the defective parts of such equipment to CDS-John Blue's factory, then CDS-John Blue shall have no liability for the labor cost involved in repairing or replacing any such parts and shall be liable solely for supplying the material necessary to replace or repair the defective parts, provided that prior thereto CDS-John Blue Company shall have determined to its satisfaction that any such parts are thus defective.

This warranty shall not apply to any equipment which shall have been repaired or altered outside CDS-John Blue's factory in any way so as to affect its durability, nor which has been subjected to misuse, abuse, negligence or accident, or operated in any manner other than in accordance with operating instructions provided by CDS-John Blue Company. This warranty does not extend to repairs made necessary by the use of inferior or unsuitable parts or accessories, or parts or accessories not recommended by CDS-John Blue Company.

CDS-John Blue Company makes no warranties in respect to parts, accessories or components not manufactured by CDS-John Blue Company, same ordinarily being warranted separately by their respective manufacturers.

DIVISION OF ADVANCED SYSTEMS TECHNOLOGIES HUNTSVILLE, AL (256) 721-9090



CDS-John Blue Company
Division of Advanced Systems Technology

165 Electronics Blvd.
Huntsville AL 35824

Telephone: (256) 721-9090 • Fax (256)-721-9091 • Toll Free 1-800-253-2583