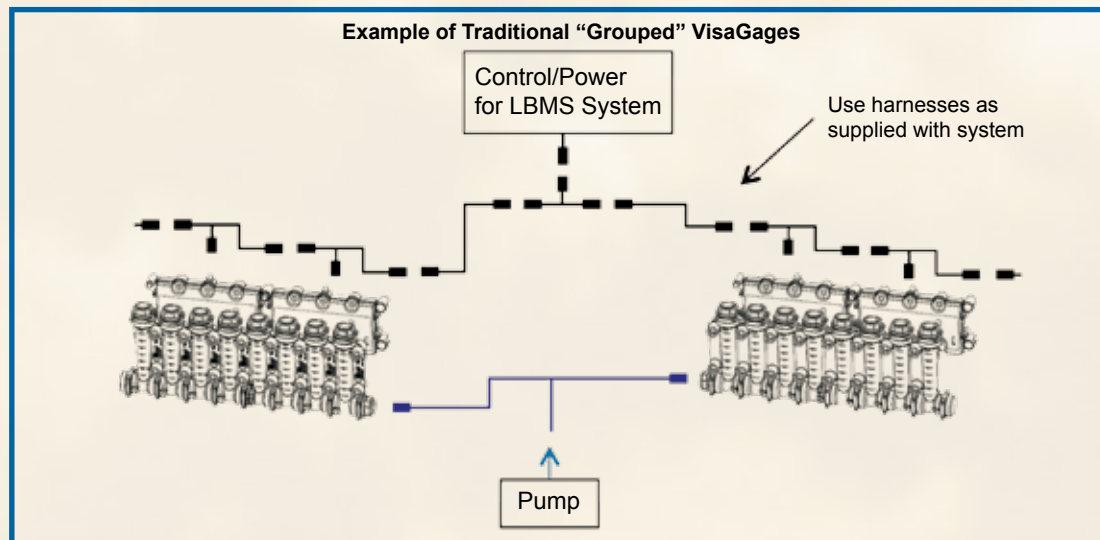
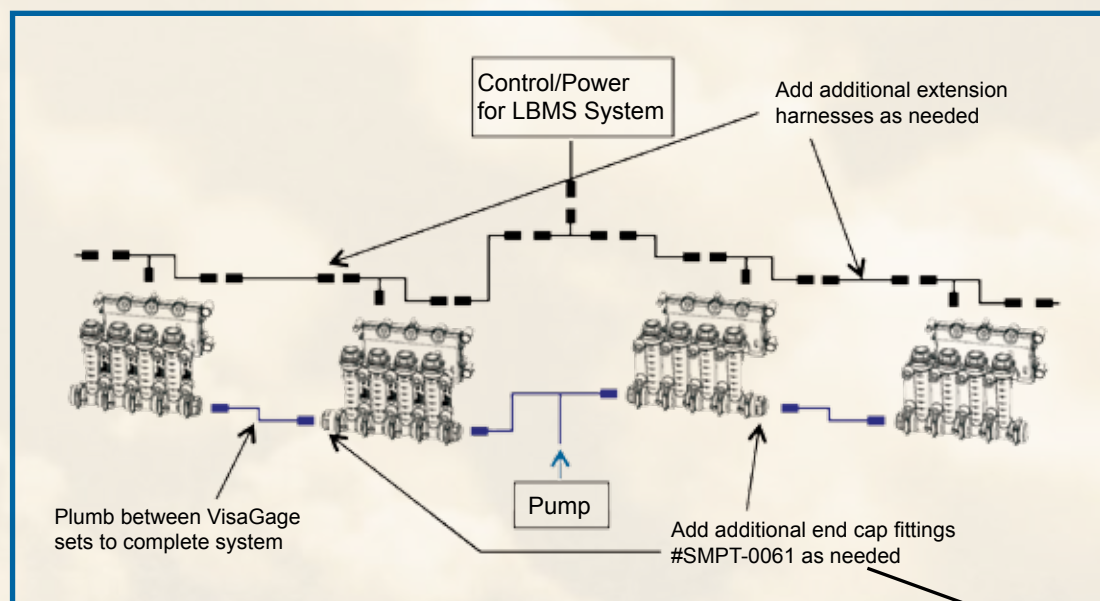




# NEW Liquid Blockage Monitor System (LBMS)



**Example of Optional "Spaced" Sets of VisaGages:**  
For use with a log type manifold system or when a shorter line length to each row is desired



Division of Advanced Systems Technology  
PO Box 1607 • Huntsville, Alabama 35807  
Tel: 800-253-2583, 256-721-9090  
www.cds-johnblue.com  
E-mail: info@cds-johnblue.com  
ISO 9001 Certified



Follow us on Facebook

Now you can know your liquid application flow from the cab of your tractor. Identify which row is being under-applied before your yields are diminished costing valuable time and money.

Our patent-pending system shows you both low-flow and no-flow problems now, which means you can correct it immediately. No more second guessing if any of your delivery lines are plugged!

## Features of the CDS-John Blue Liquid Blockage Monitor System:

- Uses magnetic sensing technology mounted behind the VisaGage II Flow Monitors, illustrated below.
- Sensors can be mounted to existing VisaGage II units; new magnetic balls are supplied with sensors.
- Identifies where magnetic balls are floating in each row during liquid application.
- Only LBMS shows both low-flow and no-flow. Plus, the Premium System also displays high flow for broken lines and the app can be run in the background.
- See a visual display and hear an audible alarm on the control panel right from your tractor cab.
- Can be used with cloudy or dark liquids – LED is visible to the sides of the column.
- Each row with a distribution problem will be highlighted by a flashing LED light at the row. No need to remember or search for which row is blocked after you come to a stop.
- The alarm will reset automatically when the blockage has been corrected. Also have the ability to “Pause” the system to capture problem rows for investigation later when you are able to stop.
- LBMS iPad App is free and available from the Apple App Store.

## Premium System (Wireless)



Premium System * (iPad2 or newer display running iOS 6 or higher)	
Part Number	Description
BMI-08	Premium 8 Row Kit Includes: A. iPad ram mounting bracket B. Input harness C. 28 ft. extension harness D. Wireless sensor kit E. Standard sensor kit F. Two terminator plugs
BMPT-001	4 Row Sensor Expansion Kit for adding to BMI-08 - Includes: standard sensor, tee harness, magnet balls and hardware.

\*VisaGage II's are ordered separately: SMSS4 set of 4 Flow Monitor Spray Type and SMFD4 set of 4 Flow Monitor Divider Type.

### How To Order:

**Step 1:** Purchase a Premium 8 Row Liquid Blockage Monitor Kit, #BMI-08

**Step 2:** If the harness lengths supplied are not long enough for your machine measurements, additional harnesses can be ordered and added anywhere in the circuit:

- BMPT-012** 28FT Extension harness
- BMPT-013** 15FT Extension harness
- BMPT-014** 7FT Extension harness


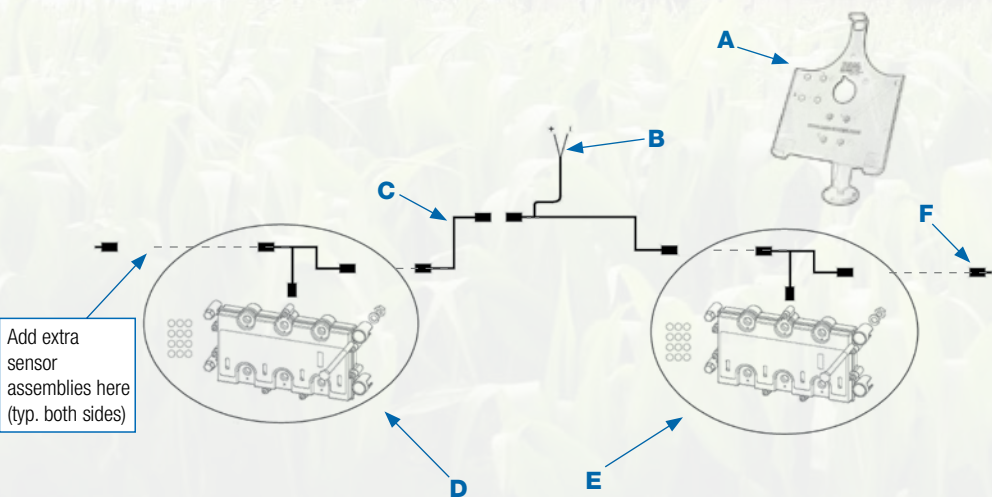
**Step 3:** Purchase the required number of 4-Row Sensor Expansion Kits (#BMPT-001, item E) to cover the number of

rows on your machine (extra rows are ok). The location of the individual sensors does not matter and they do not have to be evenly split.

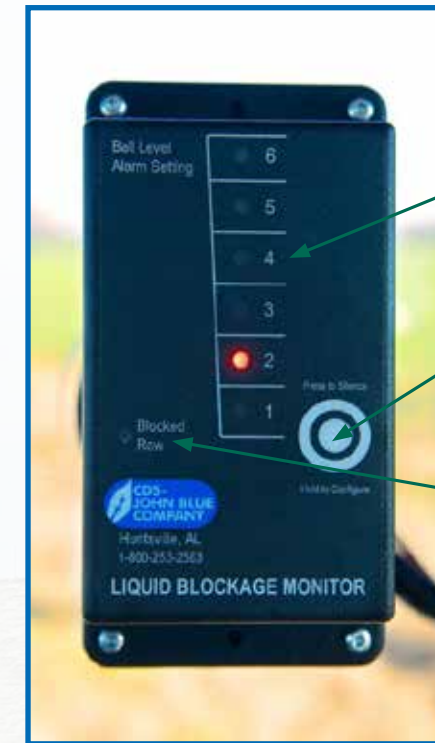
**Step 4:** Order the required number of VisaGage II assemblies for your machine. At installation replace the standard

balls with the appropriate magnet ball for your specific row flow rate.

**Step 5:** Purchase an iPad 2 or newer model (Wi-Fi or 3G any memory size) and make sure it is running the latest iOS. Purchase a charging adapter that will work best for your tractor.



## Standard Control Panel (Wired)\*



Alarm Setting Indicator

Selection Button

Blocked Row LED

Standard Control Panel

Standard Control System *	
Part Number	Description
BM-08AP	Applicator 8 Row Kit Includes: A. Control panel with mount bracket B. Input harness C. 28 ft. extension harness D. Tee harness E. Two standard sensor kits F. Two terminator plugs
BM-08PL	Planter 8 Row Kit Includes: A. Control panel mounting bracket B. Input harness C. 28 ft. extension harness D. Tee harness E. Two standard sensor kits F. Two terminator plugs G. Two 15 ft. extension harnesses
BMPT-001	4-Row Sensor Expansion Kit for adding to BM-08AP and BM-08PL - includes: standard sensor, tee harness, magnet balls and hardware.

\*VisaGage II's are ordered separately: SMSS4 set of 4 Flow Monitor Spray Type and SMFD4 set of 4 Flow Monitor Divider Type.

### How To Order:

**Step 1:** Purchase one of the Standard 8 Row Liquid Blockage Monitor Kits, BM-08AP or BM-08PL, which differ by item(s) “G”. See the following:

additional harnesses can be ordered and added anywhere in the circuit:

- BMPT-012** 28FT Extension harness
- BMPT-013** 15FT Extension harness
- BMPT-014** 7FT Extension harness

**Step 2:** If the harness lengths supplied are not long enough for your machine measurements,

**Step 3:** Purchase the required number of 4-Row Sensor Expansion Kits (#BMPT-001, item E) to cover the number of rows on your machine (extra rows are ok). The location of the individual sensors does not matter and they do not have to be evenly split.

**Step 4:** Order the required number of VisaGage II assemblies for your machine. At installation replace the standard balls with the appropriate magnet ball for your specific row flow rate.

