


IPS-3 & IPS-4 Splitter

Distribution Manifold for Anhydrous Ammonia



CDS-John Blue Company

Division of Advanced Systems Technology

290 Pinehurst Dr., Huntsville AL 35806

PO Box 1607, Huntsville AL 35807

Telephone: (256) 721-9090 • Fax (256)-721-9091 • Toll Free 1-800-253-2583

Note to the Owner


Study this manual carefully. It will assist you in the care, installation and operation of your CDS – John Blue Splitter Distribution Manifold. Familiarize yourself with all parts before attempting to operate or service your Splitter Distribution Manifold.

Enter the serial number and date of purchase in the space provided for future reference. This information will be required for ordering replacement parts or servicing your flow divider.

CDS – John Blue Engineering Department constantly improves its products. We reserve the right to make design and specification changes without notice.

SERIAL NUMBER: _____ **DATE OF PURCHASE:** _____

Safety Precautions

-  **Danger:** This symbol indicates imminently hazardous situation that, if not avoided, will result in serious injury or death. The sign will have the color combination of red and white.
- Safety Equipment such as gloves, goggles, etc. should be worn at all times while performing any repairs or maintenance to the Impellicone Flow Divider.
- A careful operator is the best insurance against an accident
- Only qualified and responsible people should operate equipment.
- Check all valves, fittings, hose clamps, etc for tightness and soundness before emitting anhydrous ammonia to the system.
- Do not attempt to service or disconnect the Impellicone without first closing the tank outlet valve and completely bleeding all hoses and cavities of anhydrous ammonia.
- If anhydrous ammonia contacts the skin or eyes, the effected area should be promptly and thoroughly flushed with water, following all appropriate guidelines. See a physician in all severe cases of anhydrous ammonia burns.
- Use only approved anhydrous ammonia equipment.

Installation and Operation

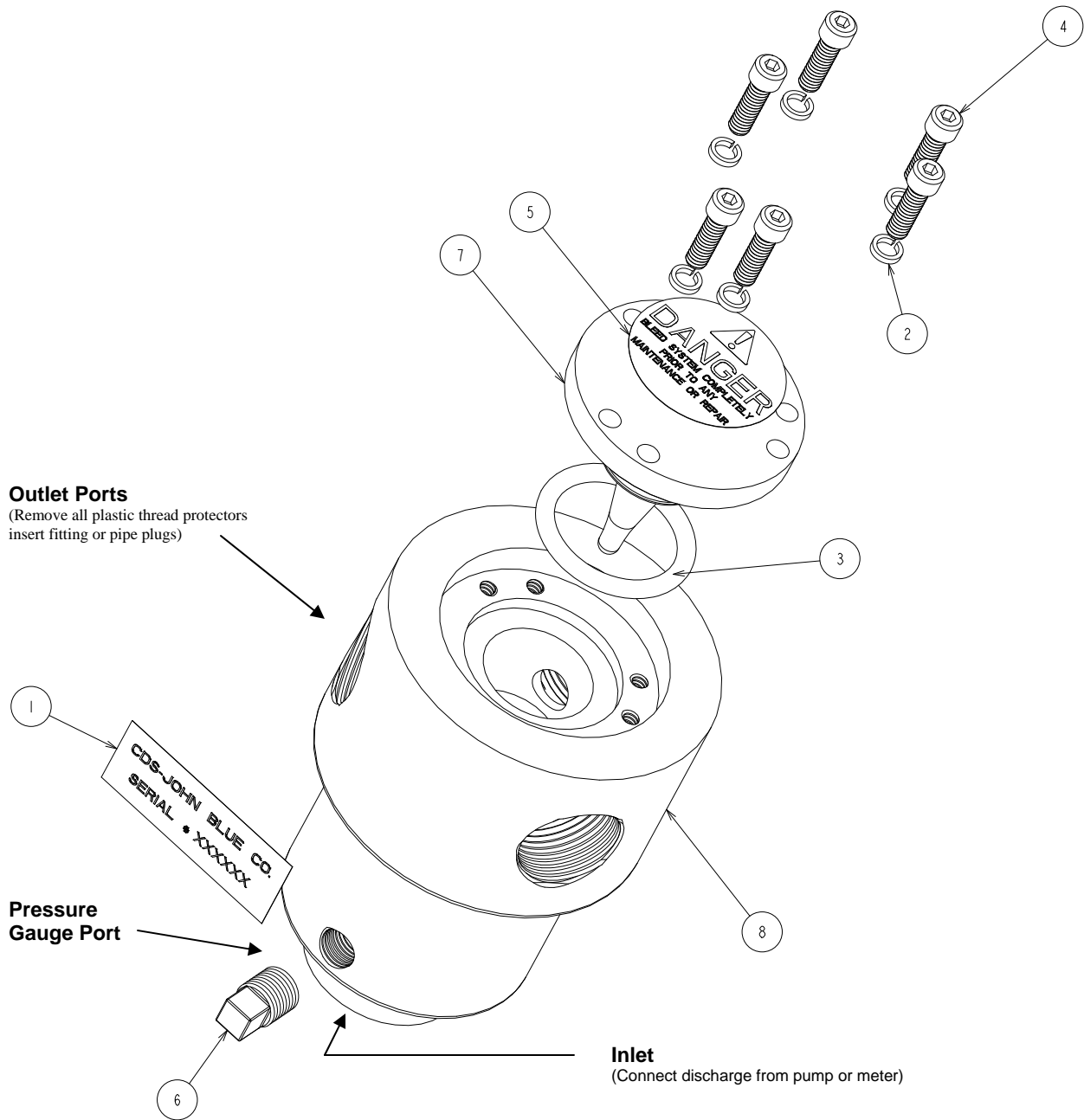
Installation should be made by remote mounting the Splitter manifold keeping the cap as level as possible to the ground. Attach the discharge hose from the anhydrous ammonia metering device (pump or meter) to the 1/4" NPT inlet port on the bottom the Splitter (*For maximum distribution accuracy place a long piece of straight pipe (6"-12" long) between the 1/4" NPT inlet port and your discharge hose*).

You may directly attach a pressure gauge to the provided pressure gauge port or remote mount the gauge in a safe location. In the event that you do not use the pressure gauge port, place the provided 1/4" NPT pipe plug in the port.

Each port should be connected to the hose that will carry the anhydrous ammonia to the Impellicone distribution Manifolds. For maximum distribution accuracy use the same length hose between the Splitter and the Impellicone. If you do not use all the ports, evenly space the used ports along the circumference of the Splitter manifold and plug the unused ports with 1" NPT pipe plugs. **The plastic thread protectors are not plugs remove before use.**

IPS-3 & IPS-4

Assembly Drawing and Part List



Item	Description	IPS-3 Parts List		IPS-4 Parts List	
		Part #	Quantity	Part #	Quantity
1	Serial Tag	115496-01	1	115496-01	1
2	High Collar Lock Washer SS	115519-01	6	115519-01	8
3	O-ring	115521-01	1	115521-01	1
4	1/4-20 SHCS Stainless Steel	115525-01	6	115525-01	8
5	Danger Tag	115527-01	1	115527-01	1
6	1/4 NPT SS Pipe Plug	115533-01	1	115533-01	1
7	Cap	115548-01	1	115550-01	1
8	Body	115549-01	1	115551-01	1

LIMITED WARRANTY

THIS WARRANTY IS IN LIEU OF ALL OTHER WRITTEN OR EXPRESS WARRANTIES AND REPRESENTATIONS. ANY IMPLIED WARRANTIES INCLUDING MERCHANTABILITY OR FITNESS FOR ANY PARTICULAR PURPOSE ARE EXPRESSLY LIMITED TO THIS WRITTEN WARRANTY. CDS-JOHN BLUE COMPANY SHALL NOT BE LIABLE FOR CONSEQUENTIAL DAMAGES.

Use of this product for any purpose other than it's original intent, abuse of the product, and/or any modification to the original product is strictly prohibited by the manufacturer, CDS-John Blue Company. Any modification to the product should be approved by CDS-John Blue Company prior to use. CDS-John Blue Company will deny Warranty claims and liability in any situation involving misuse, abuse or modification.

Each new machine or component manufactured by CDS-John Blue Company through original buyer is warranted by CDS-John Blue Company to buyer and to any party or parties to whom buyer may resell, lease or lend the equipment to be free from defects in material and workmanship under normal use and service. This obligation of CDS-John Blue Company under this warranty is limited to the repair or replacement of defective parts or correction of improper workmanship of any parts of such equipment which shall within one year from the date of CDS-John Blue's original delivery thereof, be returned to CDS-John Blue's factory, transportation charges prepaid and which CDS-John Blue Company shall determine to its satisfaction upon examination thereof to have been thus defective. When it is impractical to return the defective parts of such equipment to CDS-John Blue's factory, then CDS-John Blue shall have no liability for the labor cost involved in repairing or replacing any such parts and shall be liable solely for supplying the material necessary to replace or repair the defective parts, provided that prior thereto CDS-John Blue Company shall have determined to its satisfaction that any such parts are thus defective.

This warranty shall not apply to any equipment which shall have been repaired or altered outside CDS-John Blue's factory in any way so as to affect its durability, nor which has been subjected to misuse, abuse, negligence or accident, or operated in any manner other than in accordance with operating instructions provided by CDS-John Blue Company. This warranty does not extend to repairs made necessary by the use of inferior or unsuitable parts or accessories, or parts or accessories not recommended by CDS-John Blue Company.

CDS-John Blue Company makes no warranties in respect to parts, accessories or components not manufactured by CDS-John Blue Company, same ordinarily being warranted separately by their respective manufacturers.

DIVISION OF ADVANCED SYSTEM TECHNOLOGIES

HUNTSVILLE, AL (256) 721-9090



CDS-John Blue Company

Division of Advanced Systems Technology

290 Pinehurst Dr., Huntsville AL 35807

PO Box 1607, Huntsville AL 35807

Telephone: (256) 721-9090 • Fax (256)-721-9091 • Toll Free 1-800-253-2583

YOUR LOCAL DEALER